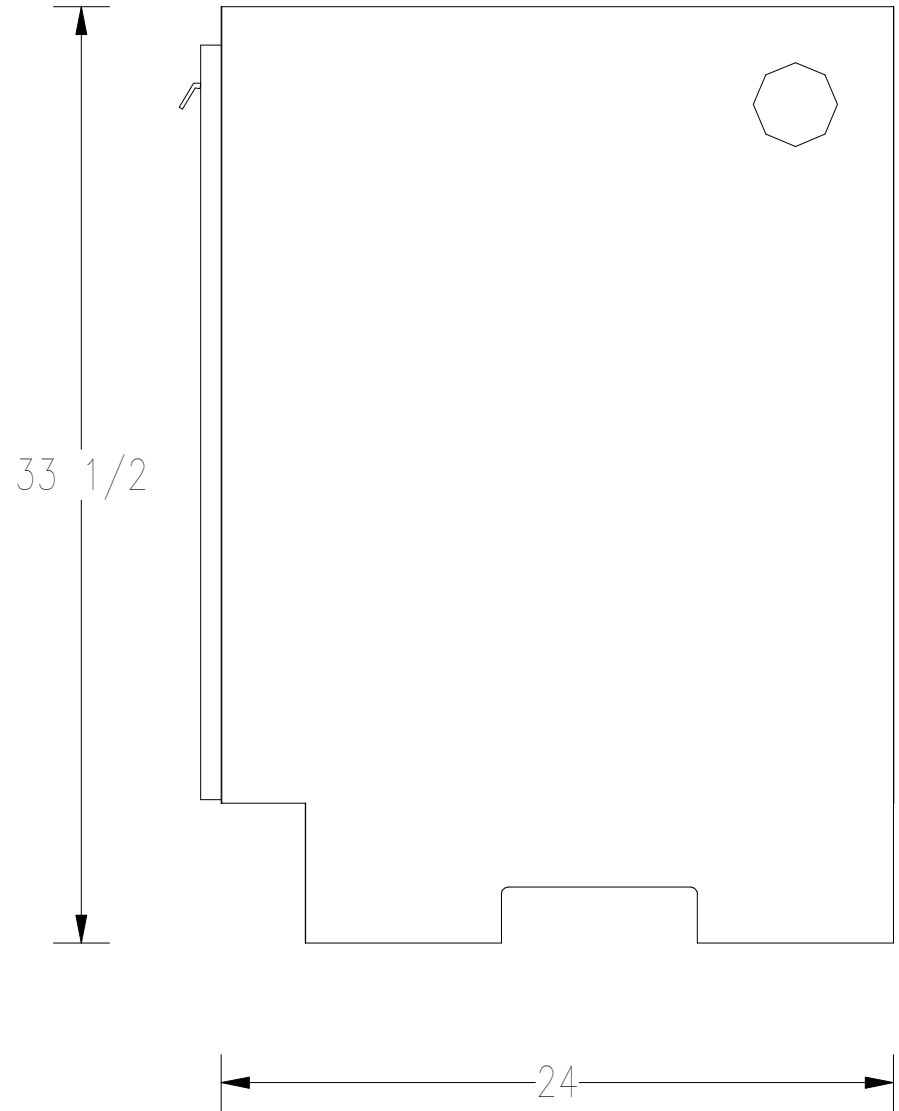
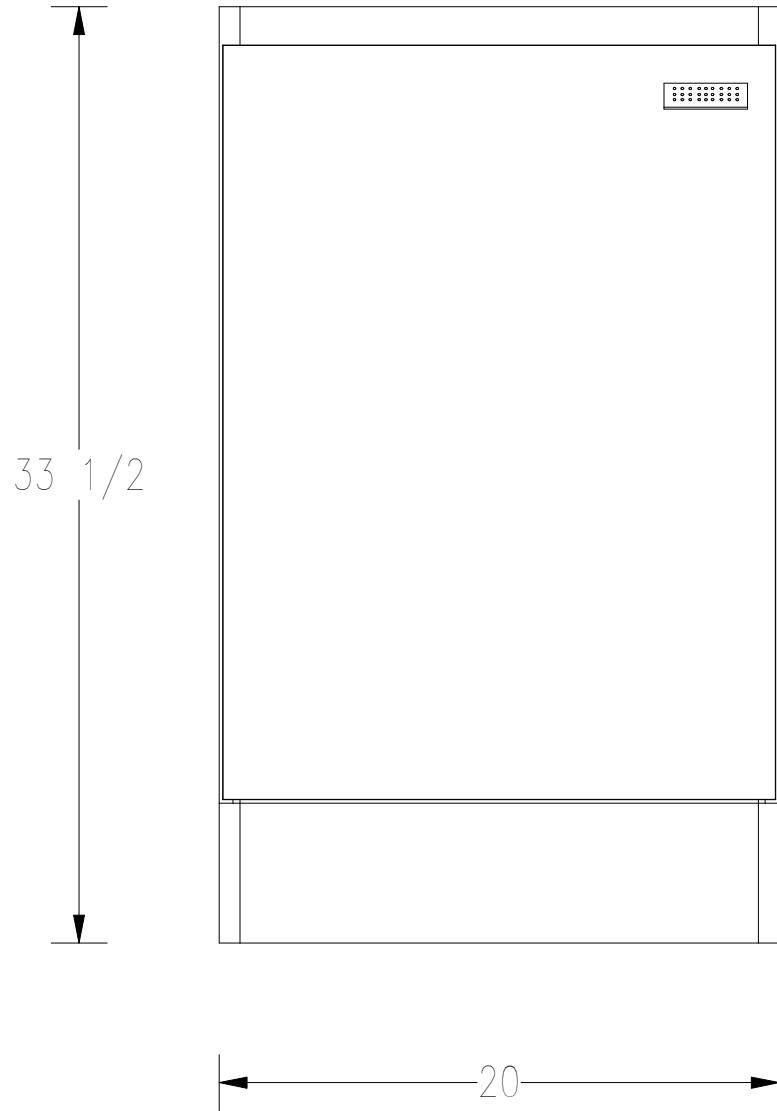


SB20



15 Elaine Drive
 Hermon, ME 04401
 p. 207-848-7770
 f. 207-848-7771
 www.bdsolid.com

B & D MODULAR CABINETS	
PRODUCT NAME:	SINK BASE 20
PRODUCT ID:	SB20
PRODUCT DISCRIPTION:	SINK BASE 20
DRAWN BY:	D. PELLETIER

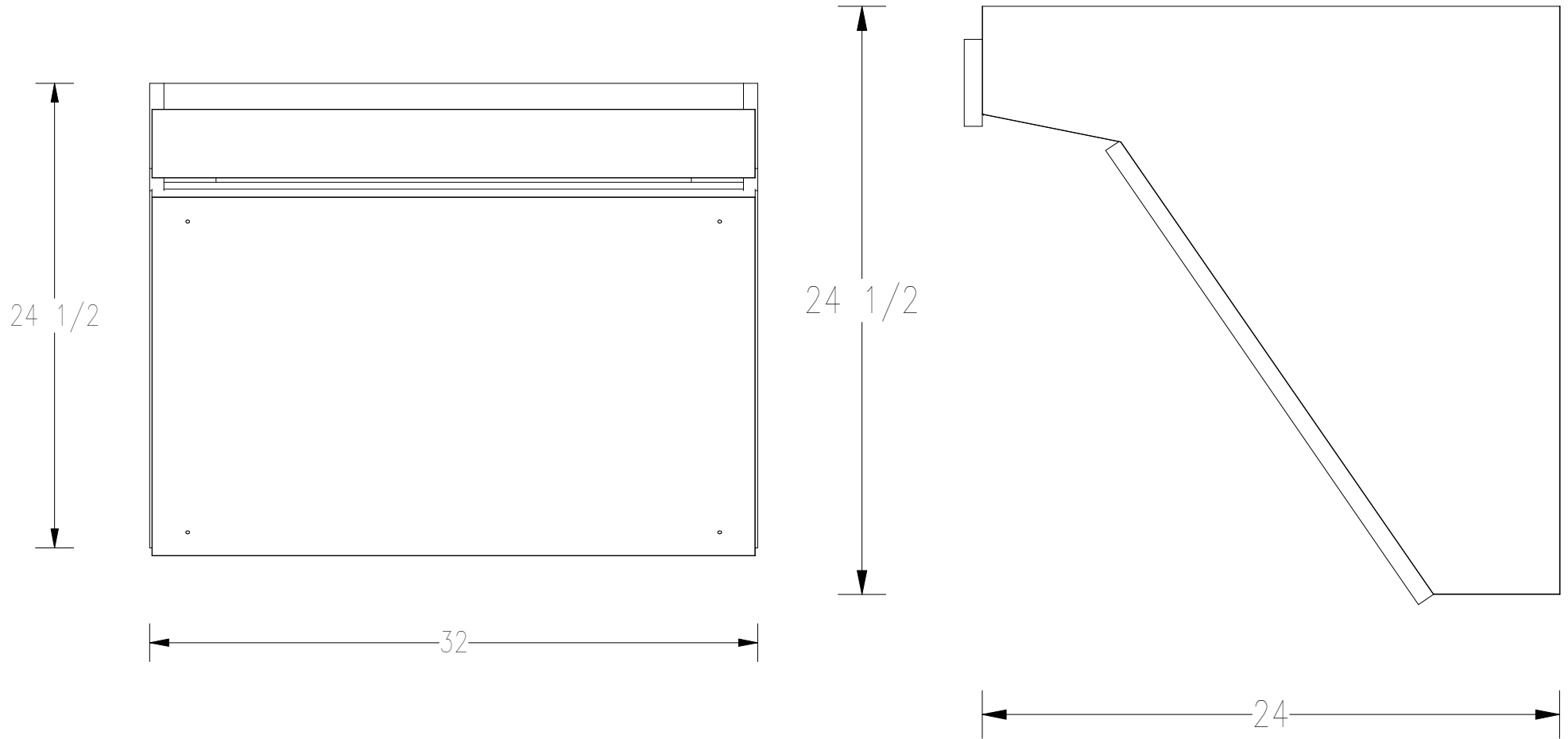
DIMENSIONS	
WIDTH:	20
HEIGHT:	33 1/2
DEPTH:	24
TOE:	HEIGHT = 5 RECESS = 3

△	DATE	REFERENCE
--	--	--

SHEET #
01

This drawing was prepared exclusively for you with the understanding that b&d - fabrication by design reserves the sole rights to its possession and use. Any reproduction or use of this drawing that is detrimental to our business is prohibited.

ADASB32



15 Elaine Drive
 Hermon, ME 04401
 p. 207-848-7770
 f. 207-848-7771
 www.bdsolid.com

B & D MODULAR CABINETS		DIMENSIONS		△	DATE	REFERENCE	SHEET #
PRODUCT NAME:	ADA SINK BASE □	WIDTH:	32	--	--	--	01
PRODUCT ID:	ADASB32	HEIGHT:	24 1/2				
PRODUCT DISCRIPTION:	ADA SINK BASE	DEPTH:	24				
DRAWN BY:	D. PELLETIER	TOE:	HEIGHT = 0 RECESS = 0				

This drawing was prepared exclusively for you with the understanding that b&d - fabrication by design reserves the sole rights to its possession and use. Any reproduction or use of this drawing that is detrimental to our business is prohibited.