
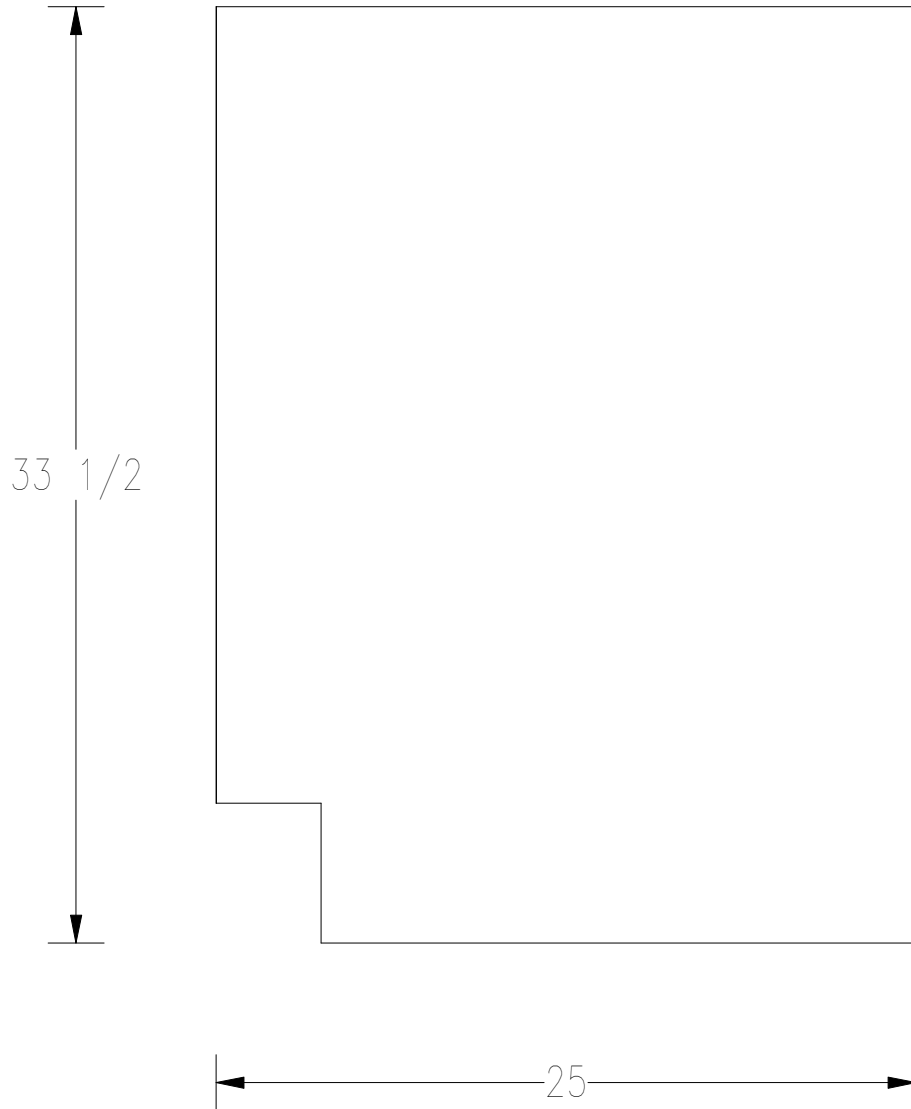


# FEP - 25

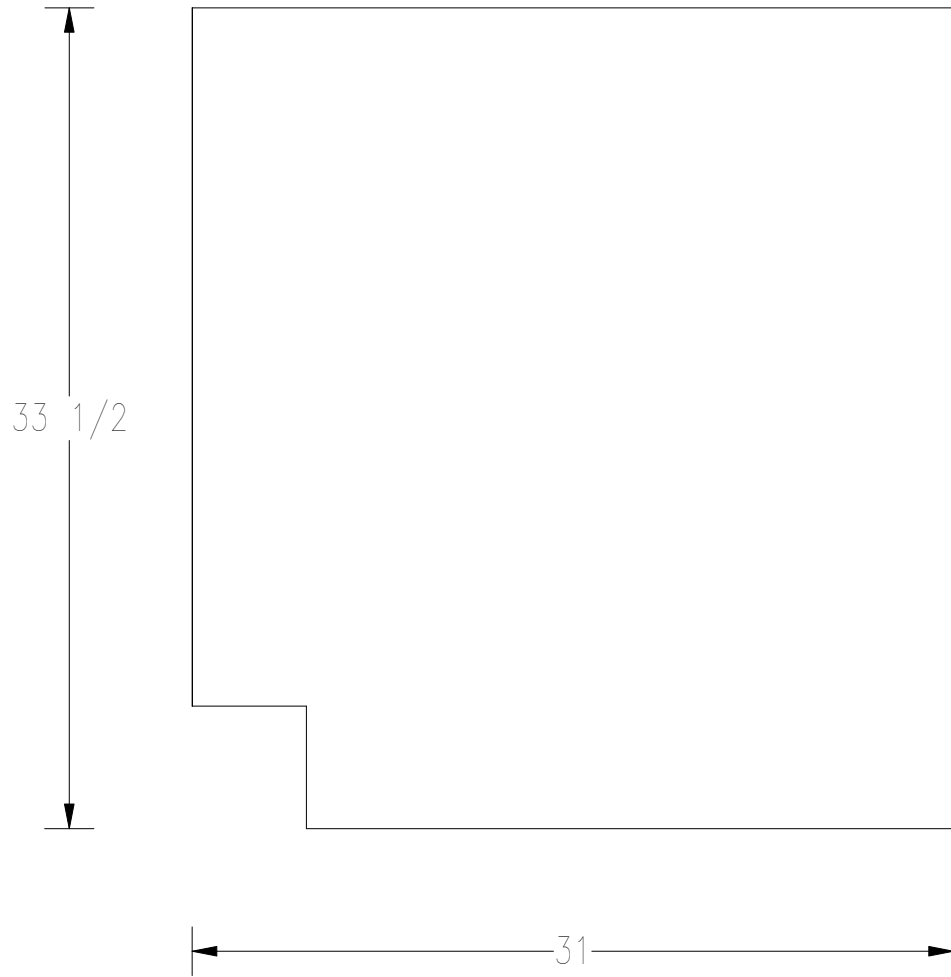


15 Elaine Drive  
 Hermon, ME 04401  
 p. 207-848-7770  
 f. 207-848-7771  
 www.bdsolid.com

B & D MODULAR ACCESSORY		DIMENSIONS		△	DATE	REFERENCE	SHEET #
PRODUCT NAME:	FINISHED END PANEL 25 □	WIDTH:	3/4	--	--	--	01
PRODUCT ID:	FEP - 25	HEIGHT:	33 1/2				
PRODUCT DISCRPTION:	FINISHED END PANEL 25	DEPTH:	25				
DRAWN BY:	D. PELLETIER	TOE:	HEIGHT = 5 RECESS = 4				

This drawing was prepared exclusively for you with the understanding that b&d - fabrication by design reserves the sole rights to its possession and use. Any reproduction or use of this drawing that is detrimental to our business is prohibited.

# FEP - 31





15 Elaine Drive  
 Hermon, ME 04401  
 p. 207-848-7770  
 f. 207-848-7771  
 www.bdsolid.com

B & D MODULAR ACCESSORY		DIMENSIONS		△	DATE	REFERENCE	SHEET #
PRODUCT NAME:	FINISHED END PANEL 31	WIDTH:	3/4	--	--	--	01
PRODUCT ID:	FEP - 31	HEIGHT:	33 1/2				
PRODUCT DISCRPTION:	FINISHED END PANEL 31	DEPTH:	31				
DRAWN BY:	D. PELLETIER	TOE:	HEIGHT = 5 RECESS = 4				

This drawing was prepared exclusively for you with the understanding that b&d - fabrication by design reserves the sole rights to its possession and use. Any reproduction or use of this drawing that is detrimental to our business is prohibited.

# FEP - 56



15 Elaine Drive  
 Hermon, ME 04401  
 p. 207-848-7770  
 f. 207-848-7771  
 www.bdsolid.com

## B & D MODULAR ACCESSORY

PRODUCT NAME:	FINISHED END PANEL 56 □ □
PRODUCT ID:	FEP - 56
PRODUCT DISCRPTION:	FINISHED END PANEL 56
DRAWN BY:	D. PELLETIER

## DIMENSIONS

WIDTH:	3/4
HEIGHT:	33 1/2
DEPTH:	56
TOE:	HEIGHT = 5 RECESS = 4

△	DATE	REFERENCE	SHEET #
--	--	--	01